

# MCA Lightweight Split Frame Cutting Machine

## Cold Cutting Pipe Cutting / Beveling Machine

**Range:** 1" - 30" o/d (larger available on request)

**Functions:** cutting, bevelling, facing, counterboring.

**Materials:** any kind of steel

**Power:** pneumatic, electric, or hydraulic


**Note:** The MCA Cutter range of portable pipe cutting and bevelling machines are designed for easy use even in difficult situations. Thanks to its split frame, low profile and lightweight it can be handled by one operator most of the time.



*MCA in pneumatic version, easy to set up thanks to lightweight and low clearance.*

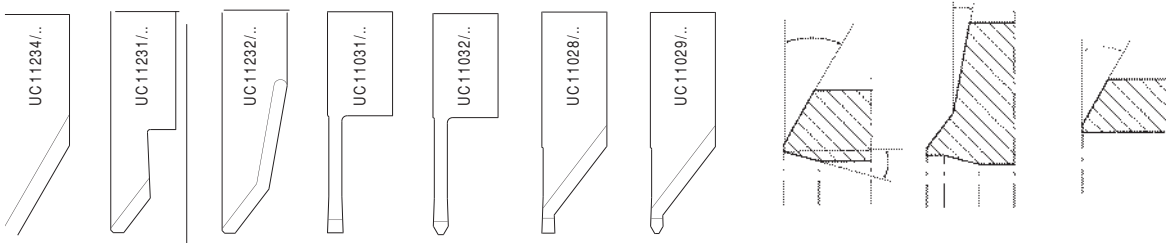


*Developed for on site use in pipelines, machine body is split frame type allowing set up of machine at any point along pipelines.*



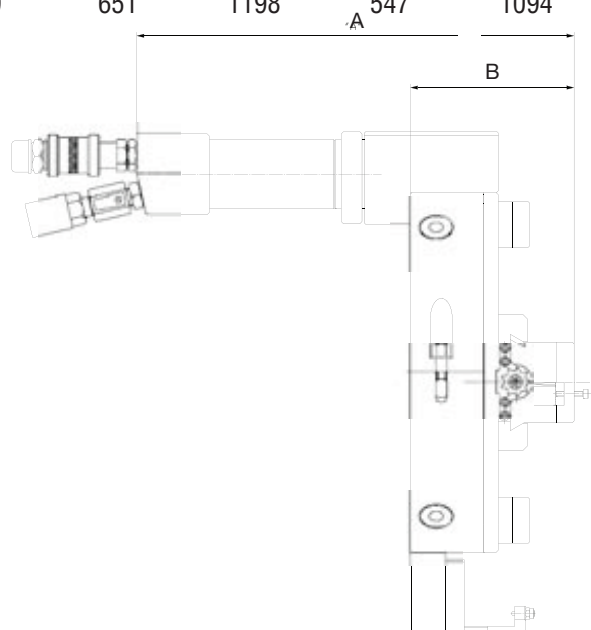
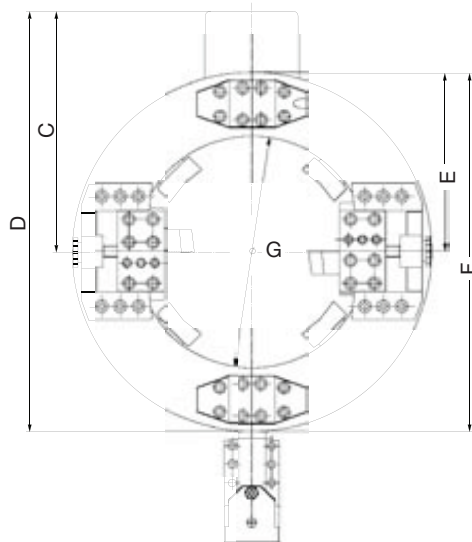
*Available two copier toolboxes for following the pipe OD profile, then minimizing the bevel offset due to out of round of pipe.*

## EXAMPLES OF CUTTER BITS



# MCA Lightweight Split Frame Cutting Machine

MOD.	RANGE	SUPPLY	DIM. (mm)		DIM. (mm)		DIM. (mm)		DIM. (mm)	
			A	B	C	D	E	F	G	
<b>MCA1</b>	1" - 3 1/2"	pneum. electric	380	145	152,5	264,5	114	228	112	
			570	145	152,5	264,5	114	228	112	
<b>MCA2</b>	2" - 6"	pneum. electric	450	159	195,5	342,5	145	290	174	
			590	159	195,5	342,5	145	290	174	
<b>MCA3</b>	3" - 8"	pneum. electric	490	159	229	396,5	172	344	227	
			620	159	229	396,5	172	344	227	
<b>MCA6</b>	6" - 12"	pneum. electric	490	159	283	511	226	452	335	
			620	159	283	511	226	452	335	
<b>MCA10</b>	10" - 16"	pneum. hyd.	520	159	345,5	615,5	268	536	419	
			350	159	345,5	615,5	268	536	419	
<b>MCA14</b>	14" - 20"	pneum. hyd.	520	159	396,5	717,5	319	638	521	
			350	159	396,5	717,5	319	638	521	
<b>MCA18</b>	18" - 24"	pneum. hyd.	520	159	455	830	373	746	625	
			350	159	455	830	373	746	625	
<b>MCA24</b>	24" - 30"	pneum. hyd.	520	159	530	980	448	896	775	
			350	159	530	980	448	896	775	
<b>MCA30</b>	30" - 36"	pneum. hyd.	520	159	651	1198	547	1094	940	
			350	159	651	1198	547	1094	940	



## TECHNICAL FEATURES MCA1 MCA2 MCA3 MCA6 MCA10 MCA14 MCA18 MCA24 MCA30

Pneumatic motor power	Hp (W)	0,7 (510)	1,33 (750)	1,81 (980)	1,81 (980)	3,0 (2200)	3,0 (2200)	3,0 (2200)	3,0 (2200)	3,0 (2200)
Air working pressure	psi	90	90	90	90	90	90	90	90	90
Electric motor power	Watt	750	1020	1020	1020	-	-	-	-	-
Voltage	Volt	220	220	220	220	-	-	-	-	-
Frequency (cycles)	Hertz	50	50	50	50	-	-	-	-	-
Hydraulic motor power	Hp (W)	-	-	-	-	8,4 (6,2)	8,4 (6,2)	8,4 (6,2)	8,4 (6,2)	8,4 (6,2)
Oil working pressure	bar	-	-	-	-	1500-1700	1500-1700	1500-1700	1500-1700	1500-1700
Toolbox stroke	inches	30,0	40,0	50,0	60,0	60,0	60,0	60,0	60,0	60,0
Radial feed rate per rev.	inches	0,0040	0,0040	0,0040	0,0040	0,0040	0,0040	0,0040	0,0040	0,0040
Weight	Kg	18	22	26	44	57	69	85	100	94
Idle Speed	rpm	48	37	30	22	16	13	11	9	7