



# GB CUT F2

## pipe cutting machine

- Square Cuts!
- Rigid Frame design
- Columns in stainless steel.
- Worm screw and toothed wheel are fitted on bearings and protected from dirt.
- Wheels are fitted on self lubrication bushes.
- Double link roller drive chain
- Rack-adjustable both vertically and horizontally
- Torch holder can take either 30 or 35mm torch



Motorisation Kit



Optional Guide Bands

Weight:	15.4 kgs	<b>Standard Package:</b> Main body + 2 handles Standard torch unit Duplex Chain x 3 cutting tips Gas in connector Torch connector Hose support Operating manual
Clearance:	355.6 mm	
Bevels:	I & V. Max bevel angle 45 degrees	
Reset Accuracy:	1.0mm	
Pipe Diameter:	4" - 48" with standard chain Larger diameters can be cut with extra chain kits.	
Wall Thickness:	5mm-50mm (standard torch)	
Optional:	Guide Bands for diameter >600mm	

**Electric 230V & 110V versions also available.**


# GB CUT F2

## *pipe cutting machine*

- Square Cuts!
- Rigid Frame design
- Columns in stainless steel.
- Worm screw and toothed wheel are fitted on bearings and protected from dirt.
- Wheels are fitted on self lubrication bushes.
- Double link roller drive chain
- Rack-adjustable both vertically and horizontally
- Torch holder can take either 30 or 35mm torch



Motorisation Kit



Guide Bands

Weight:	15.4 kgs	<b>Standard Package:</b> Main body + 2 handles Standard torch unit Duplex Chain x 3 cutting tips Gas in connector Torch connector Hose support Operating manual
Clearance:	355.6 mm	
Bevels:	I & V. Max bevel angle 45 degrees	
Reset Accuracy:	1.0mm	
Pipe Diameter:	4" - 48" with standard chain Larger diameters can be cut with extra chain kits.	
Wall Thickness:	5mm-50mm (standard torch)	
Optional:	Guide Bands for diameter >600mm	

**Electric 230V & 110V versions also available.**