

# MOSA

Switch the power on



BROCHURE  
LIGHTING TOWERS



# MOREA

SINCE  
1963


**THE SPECIALIST IN QUALITY**  
WITH SOLUTION THAT  
MAKE A DIFFERENT

---

# PROUDLY “MADE IN ITALY”

---

For more than 50 years, MOSA has been focusing on the performance and reliability of its products. Experience and commitment to innovation has positioned MOSA as a world reference in the design and construction of machines that fulfil the requirements of power generation and welding: comprising generators, engine driven welders and lighting towers.



The ISO 9001 certified process utilised by MOSA uses the most advanced technology and personnel with specialised expertise in all phases of the process that, starting from design, extend to the selection of raw materials and supplies, to the production of the various components and their assembly, as well as the strict tests and functional testing of the finished product; all of which represent the traditional characteristics of “Made in Italy”.

# WHY CHOOSE MOSALIGHT

## MORE FUNCTIONAL & MORE DURABLE

The principles of design and attentive construction typical of MOSA products can easily be seen in MOSA lighting towers, designed and manufactured in order to facilitate easy handling in all conditions and to ensure reliability and durability during operation. Among the main product features is the superior protection of the telescopic mast, a MOSA exclusive, at one of the tower's most exposed points shielding it from the elements, construction site debris, dust and leaves. This attention to detail can also be seen in the rounded edges of the canopy designed for rainwater drainage away from the control panel.





#### MAST PROTECTION 1

To protect the lowered mast from atmospheric elements

#### LED POWER 2

For improved durability and low energy consumption LED lighting is more efficient compared to other lighting systems

#### HOOK 3

The lifting hook allows easy and simple movement of the tower

#### NEW ROUNDED DESIGN 4

The rounded edges of the canopy have been designed for improved corrosion prevention

#### LARGE DOORS 5

For easy inspection & maintenance of the engine and internal components

#### CONTROL PANEL 6

For precise control of the mast, lights & motor protection

#### SOCKET PANEL 7

Easy access to sockets

#### BUNDED BASE 8

Containment of liquid up to 110% pressure, with fork lift pockets for movement

#### STABILISER SUPPORT LEGS 9

2 front stabiliser support legs, removable and height adjustable  
2 rear back stabiliser support legs, height adjustable

#### TRAILERS & BASES 10

3 types of versions available: Base Assembly with Stabilisers, Fast Tow Highway Trailer (Homologated), Site Tow Trailer



LIGHTING TOWERS





## LIGHT & ENERGY

### TF IM5.5Y

J - 4x400

L - 4x150

*pag. 8*

### TF I19 Y

J - 4x1000

L - 4x280

*pag. 9*



## LIGHTING KIT

### TF NM5.5

A - 4x400

A - 4x1000

J - 4x400

L - 4x150

*pag. 10*

### TF NM9

A - 6x1500

J - 4x1000

L - 4x280

*pag. 11*

### TF NI9

A - 6x1500

J - 4x1000

L - 4x280

*pag. 12*

### TF KIT I9

A - 6x1500

J - 4x1000

L - 4x280

*pag. 13*

### TF CUBE I9

A - 6x1500

J - 4x1000

L - 4x280

*pag. 14*





TING TOWERS

# TF IM5.5Y

# LIGHT & ENERGY



## FEATURES

- Zinc-plated telescopic mast (Total height 5.5m)
- Integrated generating set
- Manual lifting
- Wind-proof certification up to 80 km/h
- Two axes manually adjustable floodlights
- Trolley with 2 adjustable and removable stabilisers
- Bunded base
- Switch for external power supply (only 230V Vers.)
- Operating time 44h (LED) -32h (metal halide)
- Engine shut down for low oil pressure
- Ground Fault Interrupter and circuit breaker



## AVAILABLE LAMPS

- TF IM5.5Y L-4x150 4 LED
- TF IM5.5Y J-4x400 4 METAL HALIDE



## VERSIONS ON REQUEST

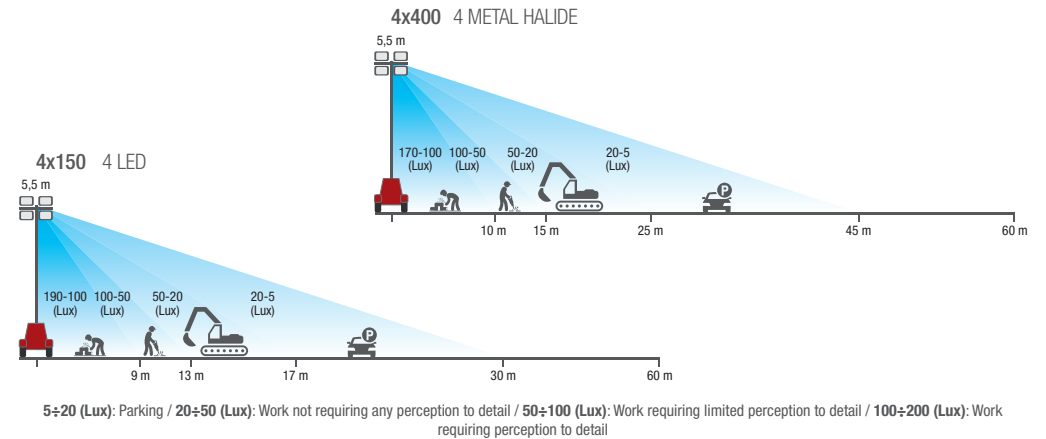
- Voltage 115V

## TRANSPORT



	BASE	SITE TOW TRAILER
TRUCK 13.60 m	22 towers	14 towers
CONTAINER 12 m	20 towers	12 towers
CONTAINER 5 m	8 towers	6 towers

	TF IM5.5Y L-4X150		TF IM5.5Y J-4X400	
	BASE	CTL	BASE	CTL
Weight (Kg)	335	355	335	355
Dimensions (mm)	1853x1380x5500	1885x1215x5500	1853x1380x5500	1885x1215x5500
Type and n° of lamps	LED N° 4		METAL HALIDE N° 4	
Illuminated Area	1800 mq		1800 mq	
Lumen tot. / Lux average	76300 lm / 18		140000 lm / 19	





# TF II9 Y

# LIGHT & ENERGY



## TRANSPORT



	BASE	HOMOLOGATED TRAILER	SITE TOW TRAILER
TRUCK 13.60 m	11 towers	5 towers	11 towers
CONTAINER 12 m	10 towers	4 towers	10 towers
CONTAINER 5 m	5 towers	2 towers	5 towers

## FEATURES

- Zinc-plated telescopic mast (Total height 9m)
- Integrated generating set
- Hydraulic lifting
- Wind-proof certification up to 80 Km/h
- Tower 340° manual rotation
- Two axes manually adjustable floodlights
- ON/OFF switch on each single lamp
- Safety valve for tower manual lowering in case of hydraulic system failure
- Switch for external power supply
- Engine protection EP6
- Bunded base
- Operating time 197h (LED) -75h (Metal halide)
- Spark arrestor
- Central lifting eye



### AVAILABLE LAMPS

- TF II9 Y J-4x1000 4 METAL HALIDE
- TF II9 Y L-4x280 4 LED



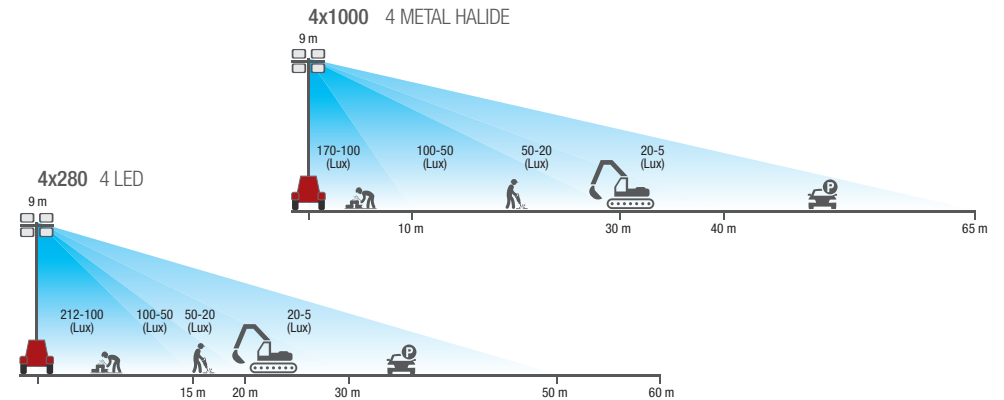
### OPTIONS ON REQUEST

- Socket SCHUKO 16A/ 230V



### VERSIONS ON REQUEST

- Base Assembly with Stabilisers
- Fast Tow Highway Trailer (Homologated)
- Site Tow Trailer



50±20 (Lux): Parking / 20±50 (Lux): Work not requiring any perception to detail / 50±100 (Lux): Work requiring limited perception to detail / 100±200 (Lux): Work requiring perception to detail

	TF II9 Y J 4x1000			TF II9 Y L 4x280		
	BASE	CTL	CTV	BASE	CTL	CTV
Weight (Kg)	906	1060	1075	883	1060	1075
Dimensions (mm)	2210x1885x9000	3160x1885x9000	2300x1885x9000	2210x1885x9000	3160x1885x9000	2300x1885x9000
Type and n° of lamps	METAL HALIDE N° 4			LED N° 4		
Illuminated Area	4200 mq			4200 mq		
Lumen tot./ Lux average	340000 lm / 25			144700 lm / 18		

# TF NM5.5

# LIGHTING KIT



## TRANSPORT



TRUCK 13.60 m	18 towers
CONTAINER 12 m	16 towers
CONTAINER 5 m	6 towers

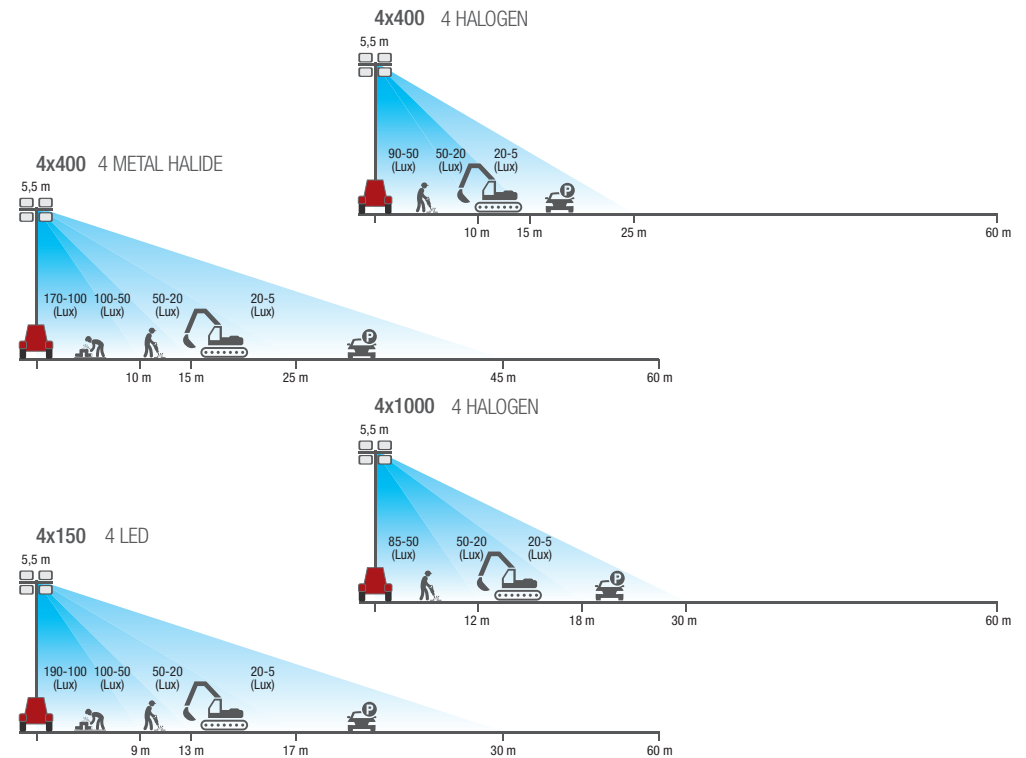
## FEATURES

- Zinc-plated telescopic mast (Total height 5.5m)
- Manual lifting
- Wind-proof certification up to 80 Km/h (with generator weight > 80 Kg)
- Two axes manually adjustable floodlights
- Trolley with 2 adjustable and removable stabilisers
- Two lifting eyes and forklift pockets
- Frame can hold generating sets 4 to 7 KVA



## AVAILABLE LAMPS

- TF NM5.5 A-4x400: 4 HALOGEN
- TF NM5.5 J-4x400: 4 METAL HALIDE
- TF NM5.5 A-4x1000: 4 HALOGEN
- TF NM5.5 L-4X150: 4 LED



5±20 (Lux): Parking / 20±50 (Lux): Work not requiring any perception to detail / 50±100 (Lux): Work requiring limited perception to detail / 100±200 (Lux): Work requiring perception to detail

	TF NM5.5 A-4X400	TF NM5.5 J-4X400	TF NM5.5 A-4X1000	TF NM5.5 L-4X150
Weight (Kg)	195	226	200	226
Dimensions (mm)	1730x1570x5500	1730x1570x5500	1730x1570x5500	1730x1570x5500
Type and n° of lamps	HALOGEN N° 4	METAL HALIDE N° 4	HALOGEN N° 4	LED N° 4
Illuminated Area	750 mq	1800 mq	1200 mq	2500 mq
Lumen tot. / Lux average	34400 lm / 16	140000 lm / 19	88000 lm / 18	76300 lm / 13

# TF NM9

# LIGHTING KIT



## TRANSPORT



TRUCK 13.60 m	5 towers
CONTAINER 12 m	4 towers
CONTAINER 5 m	2 towers

	TF NM9 A-6x1500	TF NM9 J-4x1000	TF NM9 L-4x280
Weight (Kg)	790	790	790
Dimensions (mm)	3920x1975x9000	3920x1975x9000	3920x1975x9000
Type and n° of lamps	HALOGEN N° 6	METAL HALIDE N° 4	LED N° 4
Illuminated Area	4200 mq	4200 mq	4200 mq
Lumen tot. / Lux average	216000 lm / 16	340000 lm / 25	144700 lm / 18

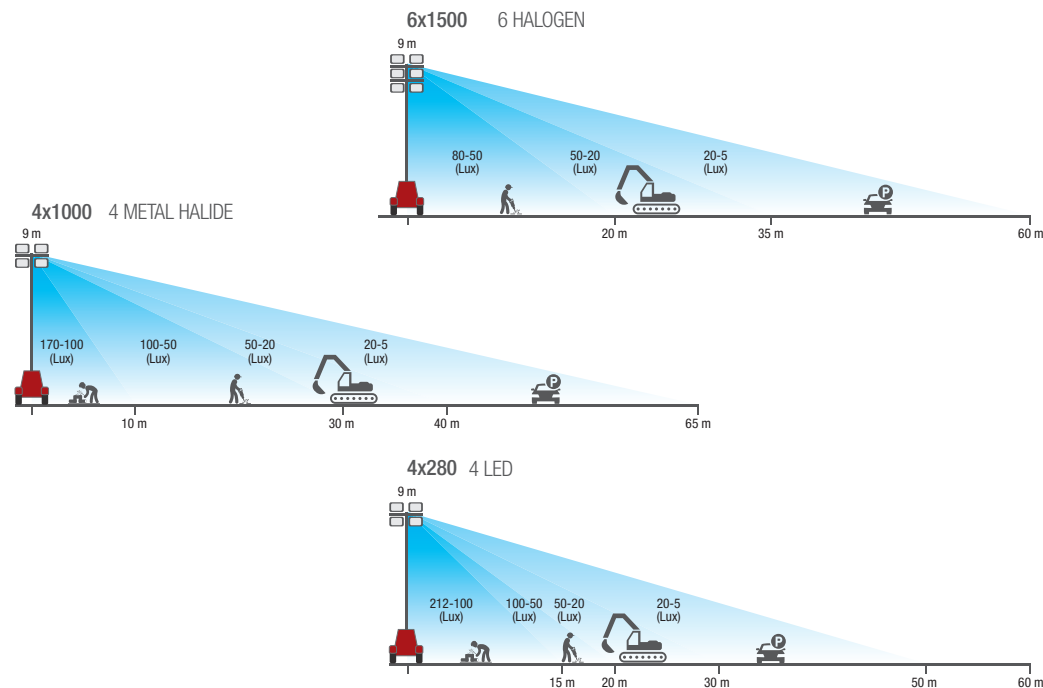
## FEATURES

- Zinc-plated telescopic mast (Total height 9m)
- Manual lifting
- Tower 340° manual rotation
- Wind-proof certification up to 80 Km/h (with generator weight > 210 Kg)
- Two axes manually adjustable floodlights
- Site tow trailer with mudguards and 4 adjustable stabilisers, two removable
- Two lifting eyes and forklift pockets
- Frame can hold generating sets 8 to 20 kVA



## AVAILABLE LAMPS

- TF NM9 A-6x1500: 6 HALOGEN
- TF NM9 J-4x1000: 4 METAL HALIDE
- TF NM9 L-4x280: 4 LED



5÷20 (Lux): Parking / 20÷50 (Lux): Work not requiring any perception to detail / 50÷100 (Lux): Work requiring limited perception to detail / 100÷200 (Lux): Work requiring perception to detail

# LIGHTING KIT

## TF NI9



### TRANSPORT



TRUCK 13.60 m	5 towers
CONTAINER 12 m	4 towers
CONTAINER 5 m	2 towers

	TF NI9 A-6X1500	TF NI9 J-4X1000	TF NI9 L-4X280
Weight (Kg)	790	790	790
Dimensions (mm)	3920x1975x9000	3920x1975x9000	3920x1975x9000
Type and n° of lamps	HALOGEN N° 6	METAL HALIDE N° 4	LED N° 4
Illuminated Area	4200 mq	4200 mq	4200 mq
Lumen tot. / Lux average	216000 lm / 16	340000 lm / 25	144700 lm / 18

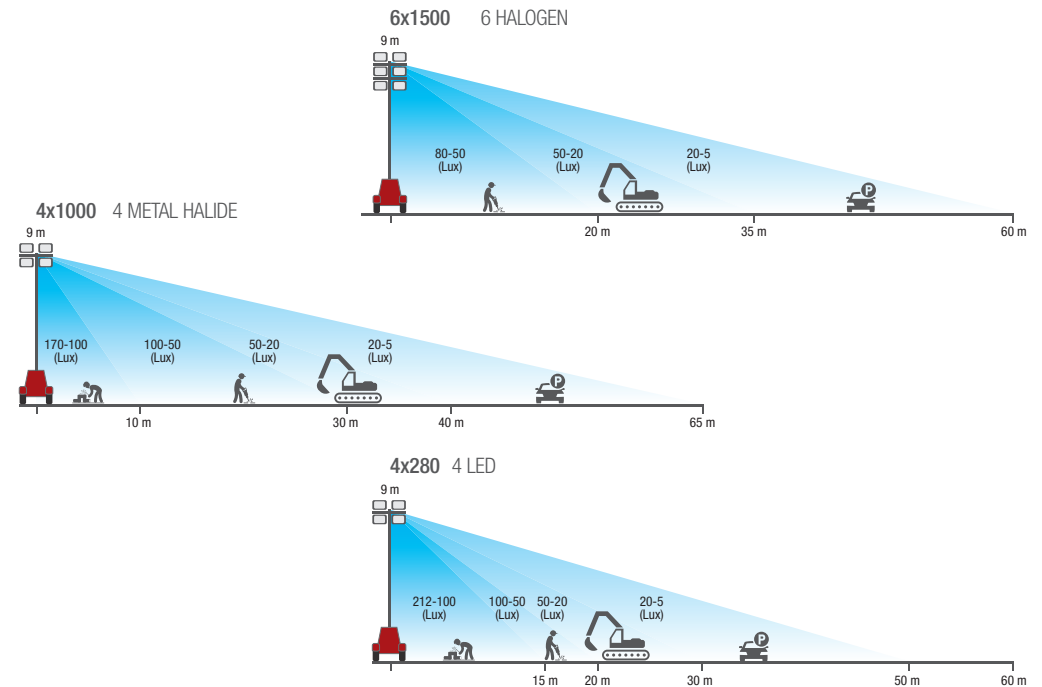
### FEATURES

- Zinc-plated telescopic mast (Total height 9m)
- Hydraulic lifting
- Tower 340° manual rotation
- Wind-proof certification up to 80 Km/h (with generator weight > 210 Kg)
- Two axes manually adjustable floodlights
- Safety valve for tower manual lowering in case of hydraulic nsystem failure
- Site tow trailer with mudguards and 4 adjustable stabilisers, two removable
- Two lifting eyes and forklift pockets
- Frame can hold generating sets 8 to 20 kVA



### AVAILABLE LAMPS

- TF NI9 A-6x1500: 6 HALOGEN
- TF NI9 J-4x1000: 4 METAL HALIDE
- TF NI9 L-4x280: 4 LED



5÷20 (Lux): Parking / 20÷50 (Lux): Work not requiring any perception to detail / 50÷100 (Lux): Work requiring limited perception to detail / 100÷200 (Lux): Work requiring perception to detail

# TF KIT I9

# LIGHTING KIT



## TRANSPORT



TRUCK 13.60 m	22 towers
CONTAINER 12 m	17 towers
CONTAINER 5 m	9 towers

	TF KIT I9 A-6X1500	TF KIT I9 J-4X1000	TF KIT I9 L-4X280
Weight (Kg)	400	400	400
Dimensions (mm)	600x1410x8600	600x1410x8600	600x1410x8600
Type and n° of lamps	HALOGEN N° 6	METAL HALIDE N° 4	LED N° 4
Illuminated Area	4200 mq	4200 mq	4200 mq
Lumen tot. / Lux average	216000 lm / 16	340000 lm / 25	144700 lm / 18

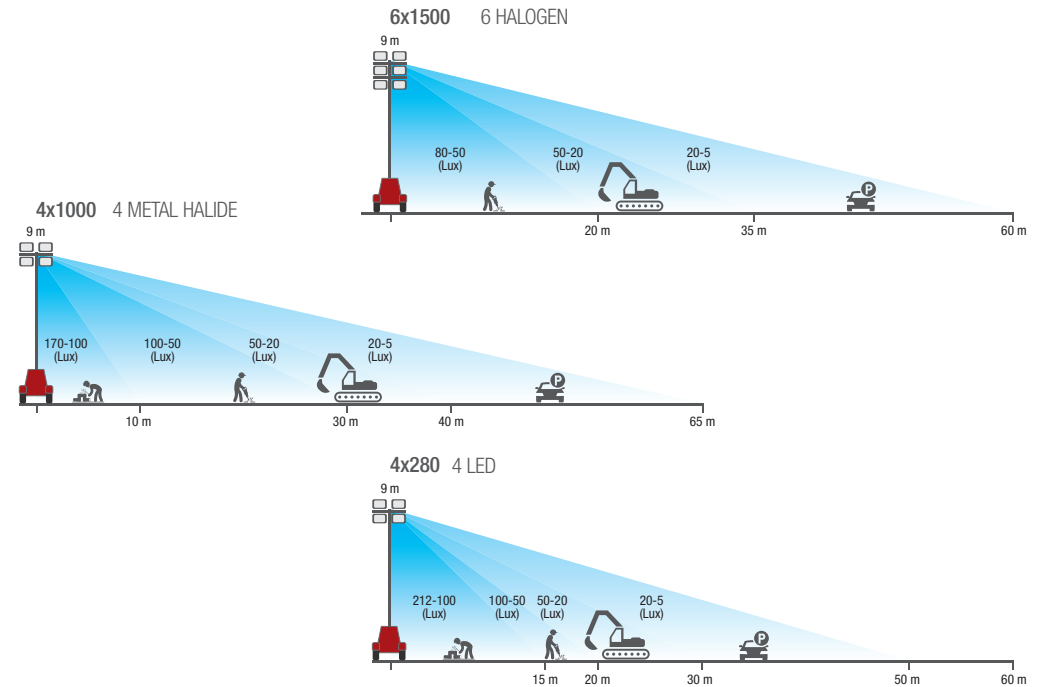
## FEATURES

- Zinc-plated telescopic mast (Total height 8.6m)
- Hydraulic lifting
- Tower 340° manual rotation
- Two axes manually adjustable floodlights
- Safety valve for tower manual lowering in case of hydraulic system failure
- Base plate can be fixed on any kind of platform
- Two central lifting eyes



## AVAILABLE LAMPS

- TF KIT I9 A-6x1500: 6 HALOGEN
- TF KIT I9 J-4x1000: 4 METAL HALIDE
- TF KIT I9 L-4x280: 4 LED



5÷20 (Lux): Parking / 20÷50 (Lux): Work not requiring any perception to detail / 50÷100 (Lux): Work requiring limited perception to detail / 100÷200 (Lux): Work requiring perception to detail

# LIGHTING KIT

## TF CUBE 19



### TRANSPORT



TRUCK 13.60 m	22 towers
CONTAINER 12 m	20 towers
CONTAINER 5 m	10 towers

	TF CUBE 19 A-6x1500	TF CUBE 19 J-4x1000	TF CUBE 19 L-4x280
Weight (Kg)	600	600	600
Dimensions (mm)	2590x2540x8700	2590x2540x8700	2590x2540x8700
Type and n° of lamps	HALOGEN N° 6	METAL HALIDE N° 4	LED N° 4
Illuminated Area	4200 mq	4200 mq	4200 mq
Lumen tot. / Lux average	216000 lm / 16	340000 lm / 25	144700 lm / 18

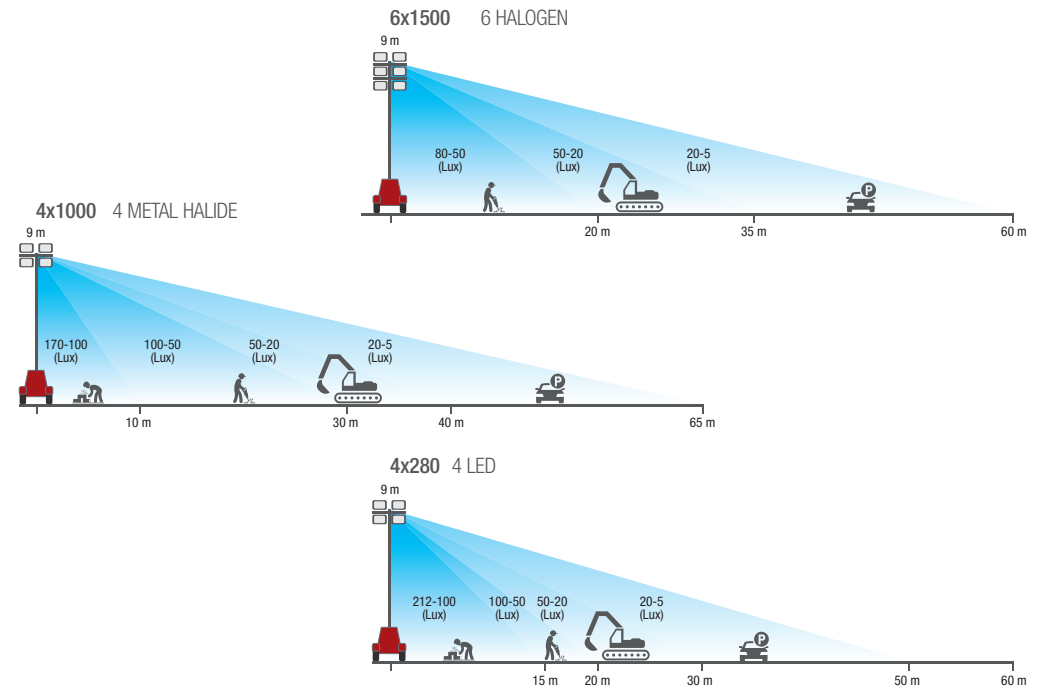
### FEATURES

- Zinc-plated telescopic mast (Total height 8.6m)
- Hydraulic lifting
- Tower 340° manual rotation
- Wind-proof certification up to 80 Km/h
- Two axes manually adjustable floodlights
- Safety valve for tower manual lowering in case of hydraulic system failure
- Base plate with 4 adjustable and removable stabilisers
- Two lifting eyes and forklift pockets



### AVAILABLE LAMPS

- TF CUBE 19 A-6x1500: 6 HALOGEN
- TF CUBE 19 J-4x1000: 4 METAL HALIDE
- TF CUBE 19 L-4x280: 4 LED



5÷20 (Lux): Parking / 20÷50 (Lux): Work not requiring any perception to detail / 50÷100 (Lux): Work requiring limited perception to detail / 100÷200 (Lux): Work requiring perception to detail



## THE SERVICES



### SPARE PARTS

A complete range of original spare parts, guaranteed directly by the manufacturer.



### ASSISTANCE

A team of specialists, well prepared and available to assure an efficient and resolving service.



### WARRANTY

A precise certainty for the customer's satisfaction:  
2-year warranty included in the price.



### LUBRICANTS

We recommends to use the original PowerLube lubricants.

# MOSA



Viale Europa, 59 - 20090 Cusago (MI) - Italy - Tel. +39 02 903521 - Fax +39 02 90390466 - E-mail: [export@mosa.it](mailto:export@mosa.it) - [www.mosa.it](http://www.mosa.it)